

PTA PROGRAMS!!


ENRICH YOUR SCHOOL BY IMPLEMENTING
CREATIVE AND EFFECTIVE PROGRAMS



Debbie Sawa Szostak
VP of Education, PCCPTA

OPEN
Programs Chair, PCCPTA

WHY DO WE NEED PROGRAMS?

- Improve the education, health and well-being of our students, families and community members
 - Engage families in partnering with your school to improve student success.
 - To enhance family relationships
 - Educate families on “hot topics”
 - Advocate for every child
 - Inform the community about laws, regulations, and policies that effect children and youth
 - As a 501c3 organization we are required to have 3 programs for every fundraiser!!
 - It's what PTA does best; Educate, Empower, Enlighten!!
- 

WHAT IS A PROGRAM?

- Benefits children and families and the surrounding community
- It can be fun, educational and/or informative
- Relevant to your school and community needs
- Programs are NOT fundraisers



TYPES OF PROGRAMS

➤ Family Engagement

- Meaningful partnerships between family and schools to enhance family relationships and student success

➤ Health and Safety


- Focuses on the connection between healthy and safe lifestyles and student achievement

➤ Arts/Creative

- Provides opportunities for students to express themselves artistically

➤ Environmental

- Encourages protection of the environment; educates families and students about environmental concerns




STEPS TO IMPLEMENTING PROGRAMS

- Identify School and Community Needs
- Discuss ideas with your Principal and Board members
- Establish Goals and Outcome
- Create a Budget
- Develop a Timeline
- Promote the Program
- Evaluate the Program



STEPS TO IMPLEMENTING PROGRAMS

Identify School and Community Needs

- Survey your members
 - Talk with your Principal, Staff Members and Teachers
 - Discuss with your Board, past experiences and successes
 - Review “hot topics” and concerns
 - Identify Obstacles
 - Consider different formats
- 

STEPS TO IMPLEMENTING PROGRAMS

Discuss Ideas with your Principal and Board Members

- Brainstorm ideas – all ideas welcome during this time
- Seek approval from your Principal for events
- Get approval from board before action is taken – plan of work
- Develop a Programs budget with the help of your budget committee



STEPS TO IMPLEMENTING PROGRAMS

Establish Goals and Outcome

- How will this program effect/impact the identified need(s)?
- Who is your audience?
- When should the program be implemented?
- Where should the program be held?
- What partners are needed to make this program a success?
- Will this program support the PTA mission, value and purpose statement?
- Does this program support student success?
- How will resources be obtained for the program?



STEPS TO IMPLEMENTING PROGRAMS

Create a Budget

Things to consider:

- Materials and supplies
- Printing and publications
- Food and Beverage
- Facility rental
- Equipment
- Child care
- Does the cost involved meet budget guidelines?



STEPS TO IMPLEMENTING PROGRAMS

Develop a Timeline

Establish a timeframe in which tasks need to be completed

- Confirm a date for your event and get on school calendar
- Secure a place for your event
- Contact partners to receive resource materials
- Order supplies
- Determine hospitality needs
- Seek out volunteers and determine who will be responsible for tasks
- Promote the event



STEPS TO IMPLEMENTING PROGRAMS


Promote the Program

- Flyers
- School Marquee
- Website, newsletter, e-mails
- Connect Ed/District Call Out
- Have give-aways and door prizes
- Local churches and community centers
- After school programs
- Local newspapers and radio stations



STEPS TO IMPLEMENTING PROGRAMS

Evaluate the Program

- Were there any challenges faced in planning the program? Note any lessons learned in your procedure book.
 - How was the effectiveness of the program measured?
 - Did partners feel their contribution was meaningful?
 - Was the budget appropriate for the program?
 - Did you gain any new members because of the program?
 - Was length of program appropriate for attendees? Date/location convenient?
 - Number of attendees
- 

THINGS TO KEEP IN MIND

- It is better to reach a few, than not to reach any at all!
- Write thank you notes
- Do a procedure book
- Record volunteer hours through Portal



PROGRAM IDEAS

Roundtable Discussion

- Family Engagement
- Health and Safety
- Arts/Creative
- Environmental



RESOURCES

➤ National PTA website


- www.pta.org/programs.asp
- www.ptagreatideabank.org
- Official “Back to School” Kit

➤ Florida PTA website

- www.floridapta.org/programs.html
- President’s Kit of Materials

➤ Pinellas County Council PTA/PTSA website

- www.pccpta.org



THANK YOU FOR COMING!

Debbie Sawa Szostak

VP of Education, PCCPTA

education@pccpta.org

727-595-9546

Your Name Can Go Here!!

Programs Chair, PCCPTA

